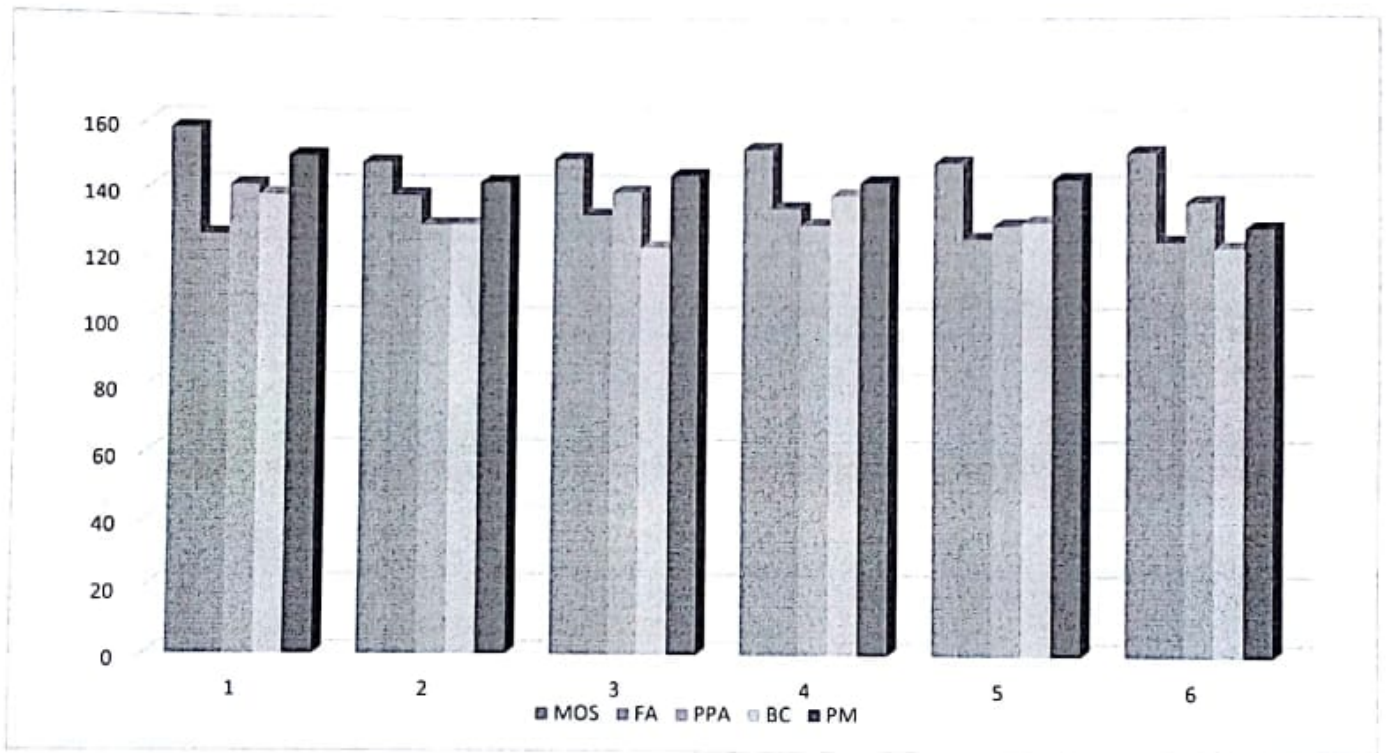


FYBBA(CA)											
Feedback On Syllabus(2017-18) sem I											
Sr. No	Subjects	Sample Size	Parameters						Total	Total Score	Percentage
			1	2	3	4	5	6			
1	MOS	33	158	148	149	152	148	151	906	990	91.5151515
2	FA	33	126	138	132	134	125	124	779	990	78.6868687
3	PPA	33	141	129	139	129	129	136	803	990	81.1111111
4	BC	33	138	129	122	138	130	122	779	990	78.6868687
5	PM	33	150	142	144	142	143	128	849	990	85.7575758



Analysis			
Sr. No.	Subject	Percent	Remark
1	MOS	91.5151515	Very Good
2	FA	78.6868687	Good
3	PPA	81.1111111	Good
4	BC	78.6868687	Good
5	PM	85.7575758	Good

Note:

Range	Remark
95-100	Excellent
91-95	Very Good
61-90	Good
31-60	Average
upto 30	poor

Sr. No.	Parameter
1	Orgnisation/structure of the syllabus
2	Depth of the syllabus content
3	Learning values(in terms of knowledge, concept)
4	Emphasis on fundamentals
5	Applicability in real life situation
6	Content of syllabus for environmemental awareness

Interpretation:

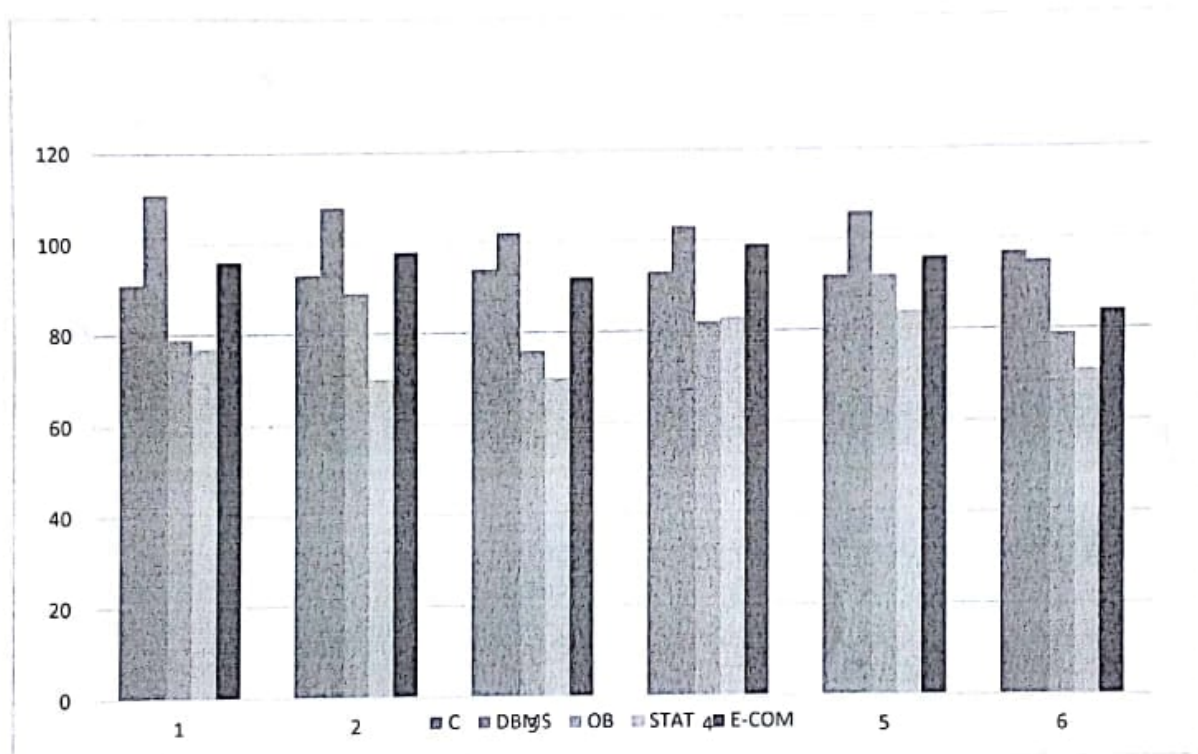
From the analysis of the feedback forms it can be noted that, an average marking by the students for the syllabus contents and design is given is good, where as Some subjects need some changes in its contents.

[Handwritten Signature]
Head

Dept of Computer Science & Applications
C.M.C.S. College, Nashik-13



TYBBA(CA)												
Feedback On Syllabus(2017-18)sem-II												
Sr. No	Subjects	Sample Size	Parameters						Total	Total Score	Percentage	
			1	2	3	4	5	6				
1	C	25	91	93	94	93	92	97	560	750	74.6666667	
2	DBMS	25	111	108	102	103	106	95	625	750	83.3333333	
3	OB	25	79	89	76	82	92	79	497	750	66.2666667	
4	STAT	25	77	70	70	83	84	71	455	750	60.6666667	
5	E-COM	25	96	98	92	99	96	84	565	750	75.3333333	



Analysis			
Sr. No.	Subject	Percent	Remark
1	C	74.6666667	Good
2	DBMS	83.3333333	Good
3	OB	66.2666667	Good
4	STAT	60.6666667	Good
5	ECOM	75.3333333	Good

Note:

Range	Remark
95-100	Excellent
91-95	Very Good
61-90	Good
31-60	Average
upto 30	poor

Sr. No.	Parameter
1	Orgnisation/structure of the syllabus
2	Depth of the syllabus content
3	Learning values(in terms of knowledge, concept)
4	Emphasis on fundamentals
5	Applicability in real life situation
6	Content of syllabus for environmmental awareness

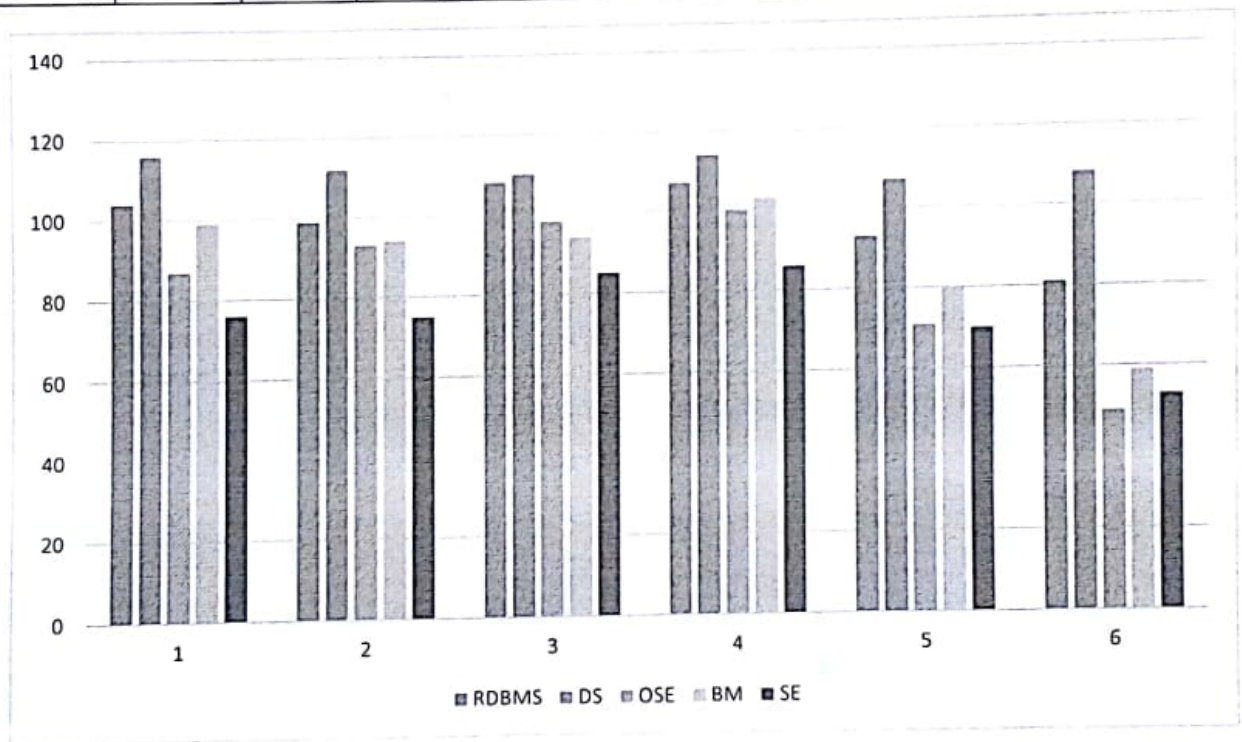
Interpretation:

From the analysis of the feedback forms it can be noted that, an average marking by the students for the syllabus contents and design is given is good, where as Some subjects need some changes in its contents.




 Head
 Dept. of Computer Science & Appiications
 C.M.C.S. College, Nashik-13

TYBBA(CA)											
Feedback On Syllabus(2017-18)sem-III											
Sr. No	Subjects	Sample Size	Parameters						Total	Total Score	Percentage
			1	2	3	4	5	6			
1	RDBMS	24	104	99	108	107	93	81	592	720	82.222222
2	DS	24	116	112	110	114	107	108	667	720	92.638889
3	OSE	24	87	93	98	100	71	49	498	720	69.166667
4	BM	24	99	94	94	103	80	59	529	720	73.472222
5	SE	24	76	75	85	86	70	53	445	720	61.805556



Analysis			
Sr. No.	Subject	Percent	Remark
1	RDBMS	82.2222222	Good
2	DS	92.6388889	Very Good
3	OSE	69.1666667	Good
4	BM	73.4722222	Good
5	SE	61.8055556	Good

Note:

Range	Remark
95-100	Excellent
91-95	Very Good
61-90	Good
31-60	Average
upto 30	poor

Sr. No.	Parameter
1	Orgnisation/structure of the syllabus
2	Depth of the syllabus content
3	Learning values(in terms of knowledge, concept)
4	Emphasis on fundamentals
5	Applicability in real life situation
6	Content of syllabus for environmemental awareness

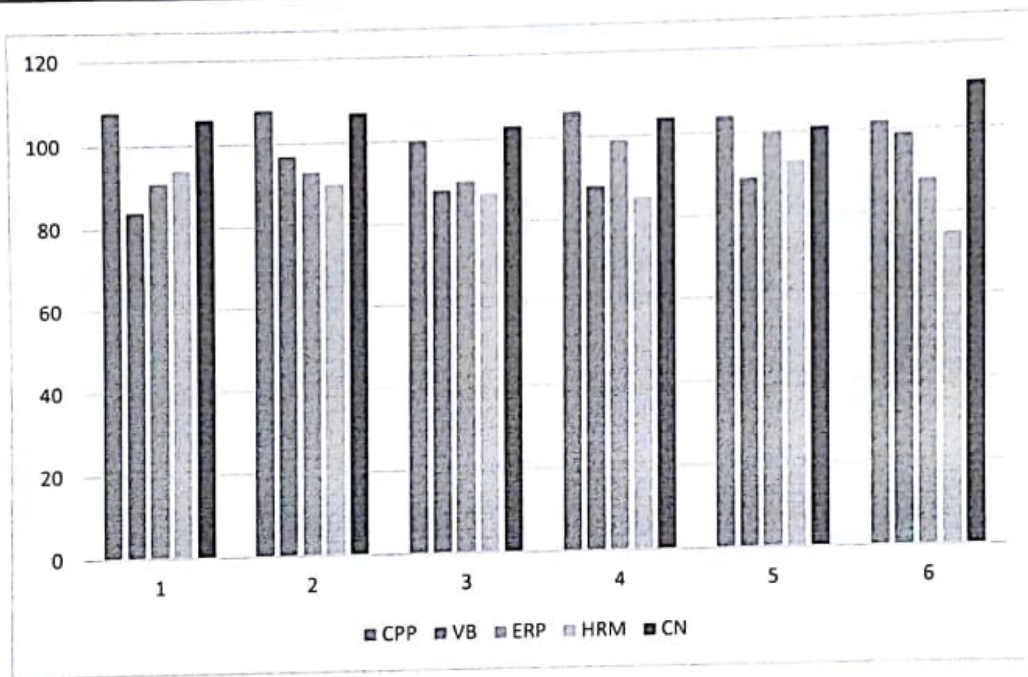
Interpretation:

From the analysis of the feedback forms it can be noted that, an average marking by the students for the syllabus contents and design is given is good, where as Some subjects need some changes in its contents.



J.A.
Head
Dept. of Computer Science & Applications
C.M.C.S. College, Nashik-13.

TYBBA(CA)											
Feedback On Syllabus(2017-18)sem-IV											
Sr. No	Subjects	Sample Size	Parameters						Total	Total Score	Percentage
			1	2	3	4	5	6			
1	CPP	25	108	108	100	106	104	102	628	750	83.733333
2	VB	25	84	97	88	88	89	99	545	750	72.666667
3	ERP	25	91	93	90	99	100	93	566	750	75.466667
4	HRM	25	94	90	87	85	93	75	524	750	69.866667
5	CN	25	106	107	103	104	101	111	632	750	84.266667



Analysis			
Sr. No.	Subject	Percent	Remark
1	CPP	83.733333	Good
2	VB	72.666667	Good
3	ERP	75.466667	Good
4	HRM	69.866667	Good
5	CN	84.266667	Good

Note:

Range	Remark
95-100	Excellent
91-95	Very Good
61-90	Good
31-60	Average
upto 30	poor

Sr. No.	Parameter
1	Orgnisation/structure of the syllabus
2	Depth of the syllabus content
3	Learning values(in terms of knowledge, concept)
4	Emphasis on fundamentals
5	Applicability in real life situation
6	Content of syllabus for environmemental awareness

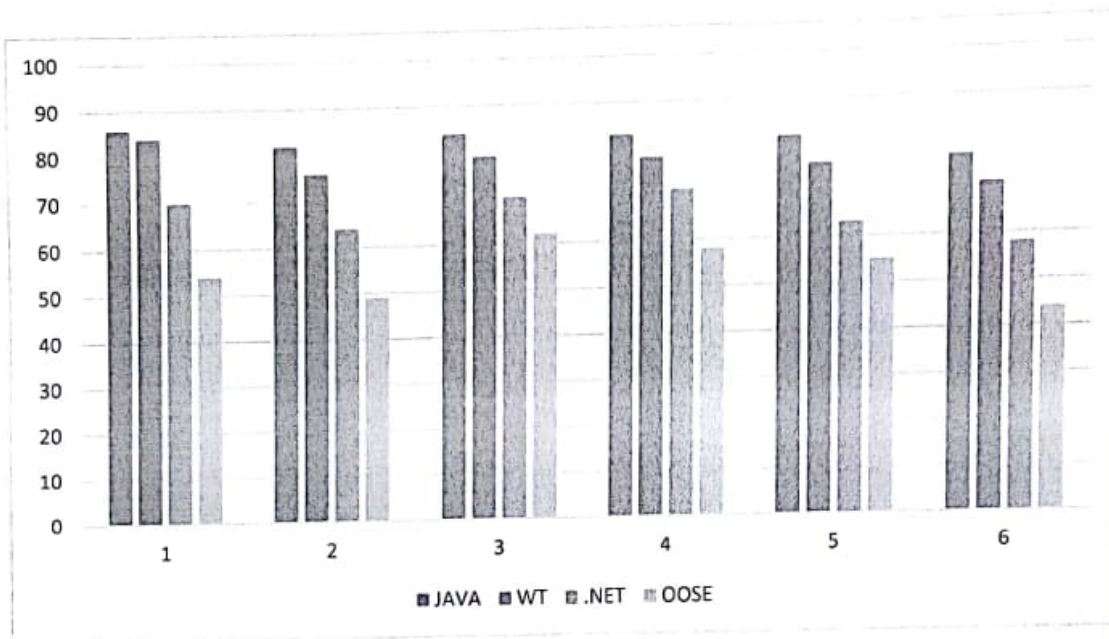
Interpretation:

From the analysis of the feedback forms it can be noted that, an average marking by the students for the syllabus contents and design is given is good, where as Some subjects need some changes in its contents.




 Head
 Dept. of Computer Science & Applications
 C.M.C.S. College. Nashik-13.

TYBBA(CA)											
Feedback On Syllabus(2017-18)sem-V											
Sr. No	Subjects	Sample Size	Parameters						Total	Total Score	Percentage
			1	2	3	4	5	6			
1	JAVA	20	86	82	84	83	82	77	494	600	82.3333333
2	WT	20	84	76	79	78	76	71	464	600	77.3333333
3	.NET	20	70	64	70	71	63	58	396	600	66
4	OOSE	20	54	49	62	58	55	44	322	600	53.6666667



Analysis			
Sr. No.	Subject	Percent	Remark
1	JAVA	82.3333333	Good
2	WT	77.3333333	Good
3	.NET	66	Good
4	OOSE	53.6666667	Average

Note:

Range	Remark
95-100	Excellent
91-95	Very Good
61-90	Good
31-60	Average
upto 30	poor

Sr. No.	Parameter
1	Orgnisation/structure of the syllabus
2	Depth of the syllabus content
3	Learning values(in terms of knowledge, concept)
4	Emphasis on fundamentals
5	Applicability in real life situation
6	Content of syllabus for environmemental awareness

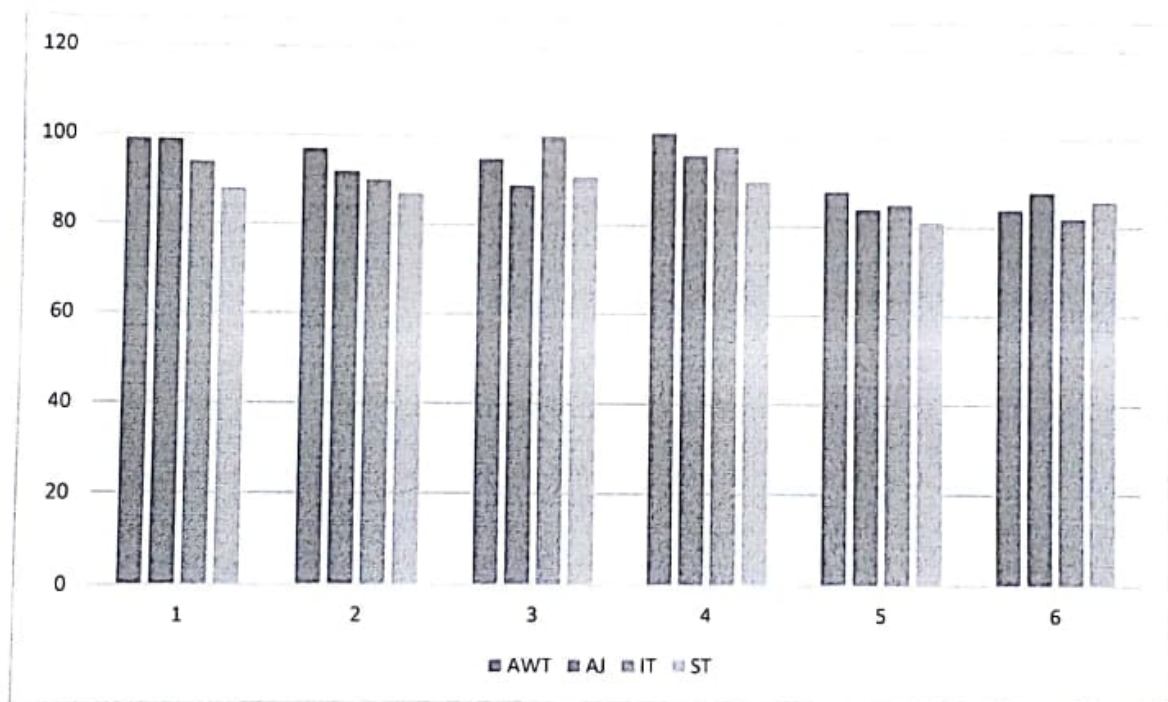
Interpretation:

From the analysis of the feedback forms it can be noted that, an average marking by the students for the syllabus contents and design is given is good, where as Some subjects need some changes in its contents.




 Head
 Dept. of Computer Science & Applications
 C.M.C.S. College. Nashik-13.

TYBBA(CA)												
Feedback On Syllabus(2017-18)sem-VI												
Sr. No	Subjects	Sample Size	Parameters						Total	Total Score	Percentage	
			1	2	3	4	5	6				
1	AWT	25	99	97	95	101	88	84	564	750	75.2	
2	AJ	25	99	92	89	96	84	88	548	750	73.0666667	
3	IT	25	94	90	100	98	85	82	549	750	73.2	
4	ST	25	88	87	91	90	81	86	523	750	69.7333333	



Analysis			
Sr. No.	Subject	Percent	Remark
1	AWT	75.2	Good
2	AJ	73.0666667	Good
3	IT	73.2	Good
4	ST	69.7333333	Good

Note:

Range	Remark
95-100	Excellent
91-95	Very Good
61-90	Good
31-60	Average
upto 30	poor

Sr. No.	Parameter
1	Orgnisation/structure of the syllabus
2	Depth of the syllabus content
3	Learning values(in terms of knowledge, concept)
4	Emphasis on fundamentals
5	Applicability in real life situation
6	Content of syllabus for environmemental awareness

Interpretation:

From the analysis of the feedback forms it can be noted that, an average marking by the students for the syllabus contents and design is given is good, where as Some subjects need some changes in its contents.



[Handwritten Signature]
Head

Dept. of Computer Science & Applications
C M C S. College, Nashik-13